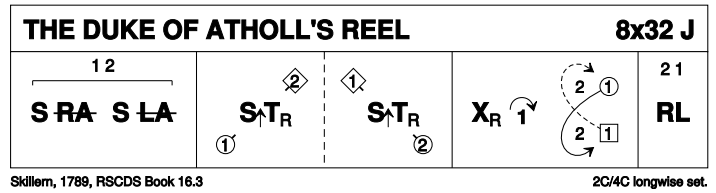


EGS 11/21/2026 RSCDS

1 THE DUKE OF ATHOLL'S REEL J32 · 2/4L

Thomas Skillern: RSCDS XVI 3 · Crib: E-cribs · Diagram: Keith Rose's Diagrams

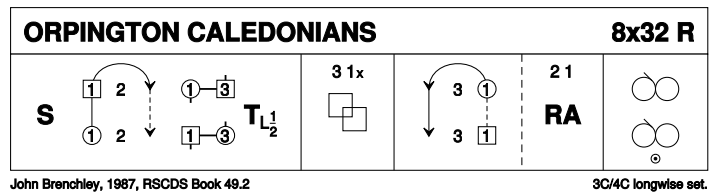
- 1- 1c+2c set, ½ RHA ; set, ½ LHA
- 9- 1M+2W set advancing, turn RH ;
1W+2M repeat
- 17- 1c cross RH, cast off (2c up) ; ½ Fig8
up round 2c
- 25- 2c+1c R&L.



2 ORPINGTON CALEDONIANS R32 · 3/4L

John Brenchley: RSCDS XLIX 2 · Crib: E-cribs · Diagram: Keith Rose's Diagrams

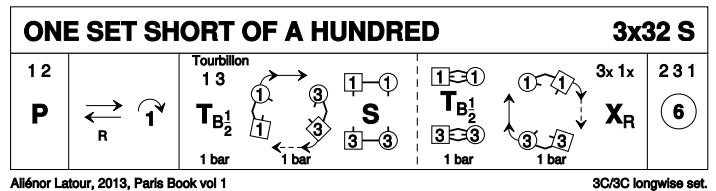
- 1- 1c set | 1W followed by 1M cast off 1pl
(2c up on 5-6) and cross | 1c+3c turn
LH ½ on sidelines (1M+3M face out)
(2,3,1x)
- 9- 3c+1c L-Chain (1M face out)
- 17- 1M followed by 1W cast up (3c down
on 19-20) and cross ; 2c+1c RHA (1M+2W face out) (2,1,3)
- 25- Reels3 on the sides, 1c Lsh to 3c (2,1,3)



3 ONE SET SHORT OF A HUNDRED S32 · 3/3L

Aliénor Latour: The Paris Book of Scottish Country Dances, volume 1 · Crib: E-cribs · Diagram: Keith Rose's Diagrams

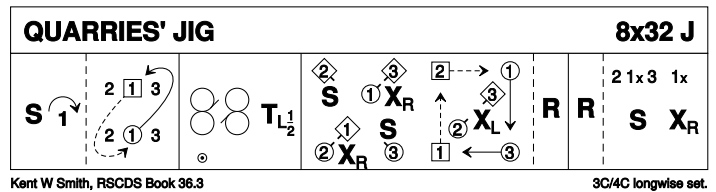
- 1- 1c+2c Pousette
- 9- 1c lead down {3}, up {3} and cast to 2pl
(2c up) (2,1,3)
- 17- 1c+3c Tourbillon
- 25- Circle6 and back (2,3,1)



4 QUARRIES' JIG J32 · 3/4L

Kent W Smith: RSCDS XXXVI 3 · Crib: E-cribs · Diagram: Keith Rose's Diagrams

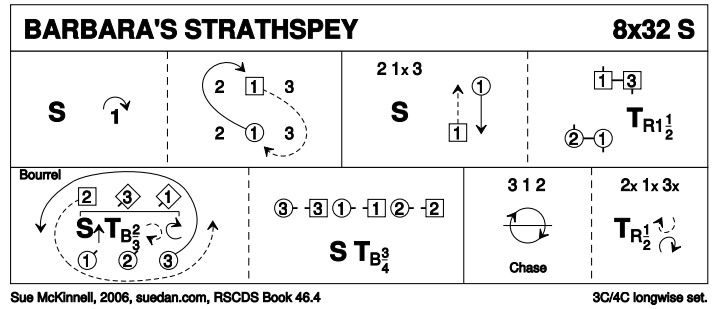
- 1- 1c set | cast (2c up) ; ½ Fig8 Lsh round
1cnr (2,1x,3)
- 9- 1M+2c and 1W+3c Lsh Reels3 across,
at end 1c LH turn to face 1cnrs
- 17- 1c+1cnrs change places RH **while{2}**
2cnrs set | centre dancers change
places LH **while{2}** the others chase clw one position ; repeat from new positions
- 25- Repeat from new positions, but to finish 1c turn LH to 2plx ; 2c+1c+3c set | 1c cross RH.



5 BARBARA'S STRATHSPEY S32 · 3/4L

Sue McKinnell: RSCDS XLVI 4 · Crib: E-cribs · Diagram: Keith Rose's Diagrams

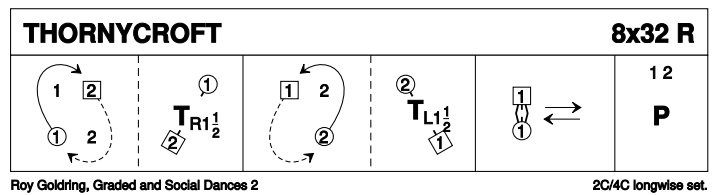
- 1- 1c set | cast (2c up) ; ½ Fig8 L (2,1x,3)
- 9- All set | 1c cross Rsh ; 1c+3cnr turn RH 1½ (to 1,2,3 on M side, 2,3,1 on W side)
- 17- 3C Bourrel: 2W+3M chase cclw half round to midline **while**{4} 1M+3W & 2M+1W set adv | turn BH ¾ and pivot R, all facing P on midline (3,1,2) ; All set | All C turn BH ¾ to sidelines
- 25- All chase clw ½ round ; all turn P RH ½ and twirl R to (2,1,3)



6 THORNYCROFT R32 · 2/4L

Roy Goldring: Graded and Social Dances 2 - 23 Dances · Crib: E-cribs · Diagram: Keith Rose's Diagrams

- 1- 1M & 2W cross and cast Rsh round P ; turn RH 1½ to own places
- 9- 1W & 2M repeat Lsh / LH
- 17- 1c BHJ slip down the middle and up
- 25- Poussette

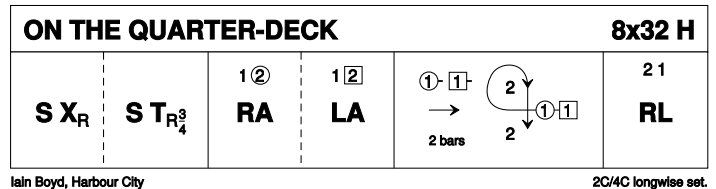


7 PROGRAMME ITEM – Break

8 ON THE QUARTER-DECK R32 · 2/4L

Iain Boyd: The Harbour City · Crib: E-cribs · Diagram: Keith Rose's Diagrams

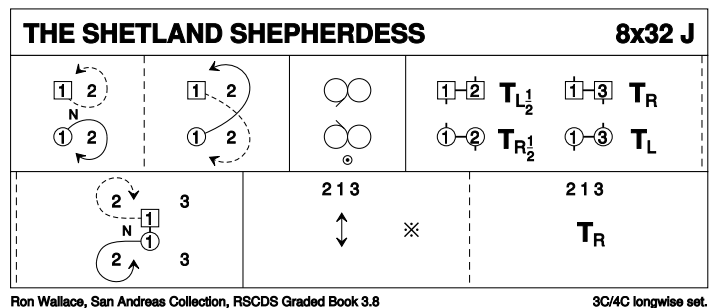
- 1- 1c set, cross RH ; set, ¾ RH turn
- 9- 1c+2M RHA ; 1c+2W LHA
- 17- 1W followed by 1M dance down the middle | and up (1M leading) ; cast off round 2W (2c up) (2,1)
- 25- 2c+1c R&L



9 THE SHETLAND SHEPHERDESS J32 · 3/4L

Ron Wallace: A Third Book of Graded Scottish Country Dances · Crib: E-cribs · Diagram: Keith Rose's Diagrams

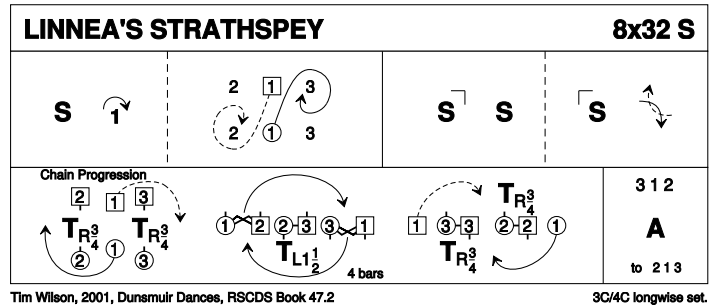
- 1- 1c dance between 2c and cast up to place ; dance ½ Fig8 round 2c (1x,2,3)
- 9- 1c cross down into mirror Reels3 on own side, 2c starting out and up (1,2,3)
- 17- 1c (start inwards) change place with 2c EH and face out | 1c turn 3c EH to face up in the middle ; 1c dance to top and cast off (2,1,3)
- 25- All A&R and clap on last beat of [28] ; All turn P RH (2,1,3)



10 LINNEA'S STRATHSPEY S32 · 3/4L

Tim Wilson: RSCDS XLVII 2 · Crib: E-cribs · Diagram: Keith Rose's Diagrams

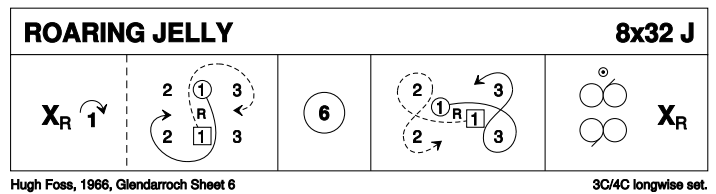
- 1- 1c set | cast off (2c up) ; pass P LSh | dance RSh round 1cnrs to face 1cnrs
- 9- SetH&G. On [15-16] 1c pass P RSh to 2pl and face out (2,1,3)
- 17- 3C Chain Progression finishing in centre into promhold (3,1,2)
- 25- 3C Allemande (2,1,3)



11 ROARING JELLY J32 · 3/4L

Hugh Foss: Scottish Dance Archives - The Donald Collection (Online List) · Crib: E-cribs · Diagram: Keith Rose's Diagrams

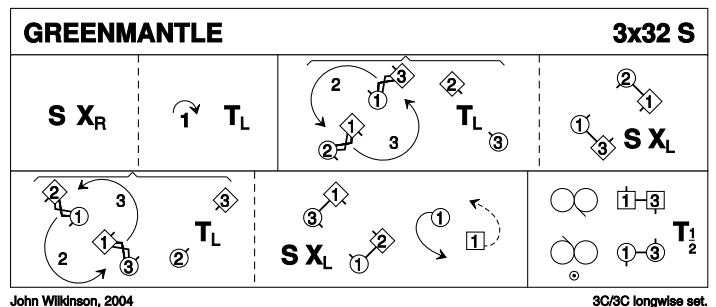
- 1- 1c cross RH | cast off (2c up) ; cross RH, 1c casts R round 3cnr to finish in line across between 2cnr and 3cnr
- 9- Circle6 and back
- 17- 1c change places up/dn RH | Fig8 round 4cnr and 1cnr, start Rsh), finish on sideline facing 2cnr
- 25- 1c Reels3{6} on opposite sides (Rsh to 2cnr) | cross RH



12 GREENMANTLE S32 · 3/3L

John Wilkinson · Crib: E-cribs · Diagram: Keith Rose's Diagrams

- 1- 1c set | cross ; cast (2c up) | turn LH to 1cnr
- 9- 1c+1cnrs in promhold promenade cclw halfway and face in diagonally NHJ **while(4)** 2cnrs turn LH to places ; 1c+1cnrs set diagonally | pass person opposite LH, 1cnrs to places as 1c loops L to take 2cnr in promhold on the R
- 17- Repeat with 2cnr to (2,1,3), 1c facing out
- 25- 2c+1c+3c Lsh Reels3{6} on the sides | 1c+3c change places EH (1c pass outside) (2,3,1)



13 TRIP TO TIMBER RIDGE R32 · 3/4L

Linda Henderson: RSCDS LII 12 · Crib: E-cribs · Diagram: Keith Rose's Diagrams

- 1- 1c turn RH | cast (2c up) ; 1W+2c & 1M+3c RHA, 1c facing 1cnrs at end
- 9- Corners Pass and Turn, on [16] 1c pull Rsh back to finish BtoB in centre facing opposite side
- 17- DTr, on [23-24] 1c Petronella turn to 2pl (2,1,3)
- 25- Circle6 and back

